

Scaled data based on original data using  
LM-79-08 Approved Method: Electrical and Photometric Measurements of Solid-  
State Lighting Products

Test Report Prepared for  
Cooper Lighting Solutions  
(formerly Eaton)

Brand: McGRAW-EDISON

Report Number: P385575

Luminaire Tested: **GWC-SA1A-827-U-SL3**

Issue Date: 3/3/2020

**Test Information**

Test Method: LM-79-08  
Report Number: P385575  
TEST IS SCALED FROM IESNA LM-79-08 TEST DATA (G2-1903-205-22)  
Test Lab: INNOVATION CENTER  
Issue Date: 3/3/2020  
Manufacturer: COOPER LIGHTING SOLUTIONS (FORMERLY EATON)  
Product Line: MCGRAW-EDISON  
Catalog Number: GWC-SA1A-827-U-SL3  
Description: GALLEON WALL LUMINAIRE  
(1) 80 CRI, 2700K, 615mA LIGHTSQUARE WITH 16 LEDS AND TYPE III SPILL  
LIGHT ELIMINATOR OPTICS  
Light Source: -  
Ballast/Driver: ELECTRONIC DRIVER

**Summary**

Lumens per Lamp: N/A  
Luminaire Lumens: 3658 lumens  
Efficiency: N/A  
Efficacy: 107.6 lumens/watt  
Luminous Opening: Rectangular (W 0.5' x L: 0.5' x H: 0')  
IES Classification: Type III - Medium  
BUG Rating: B1 - U0 - G2

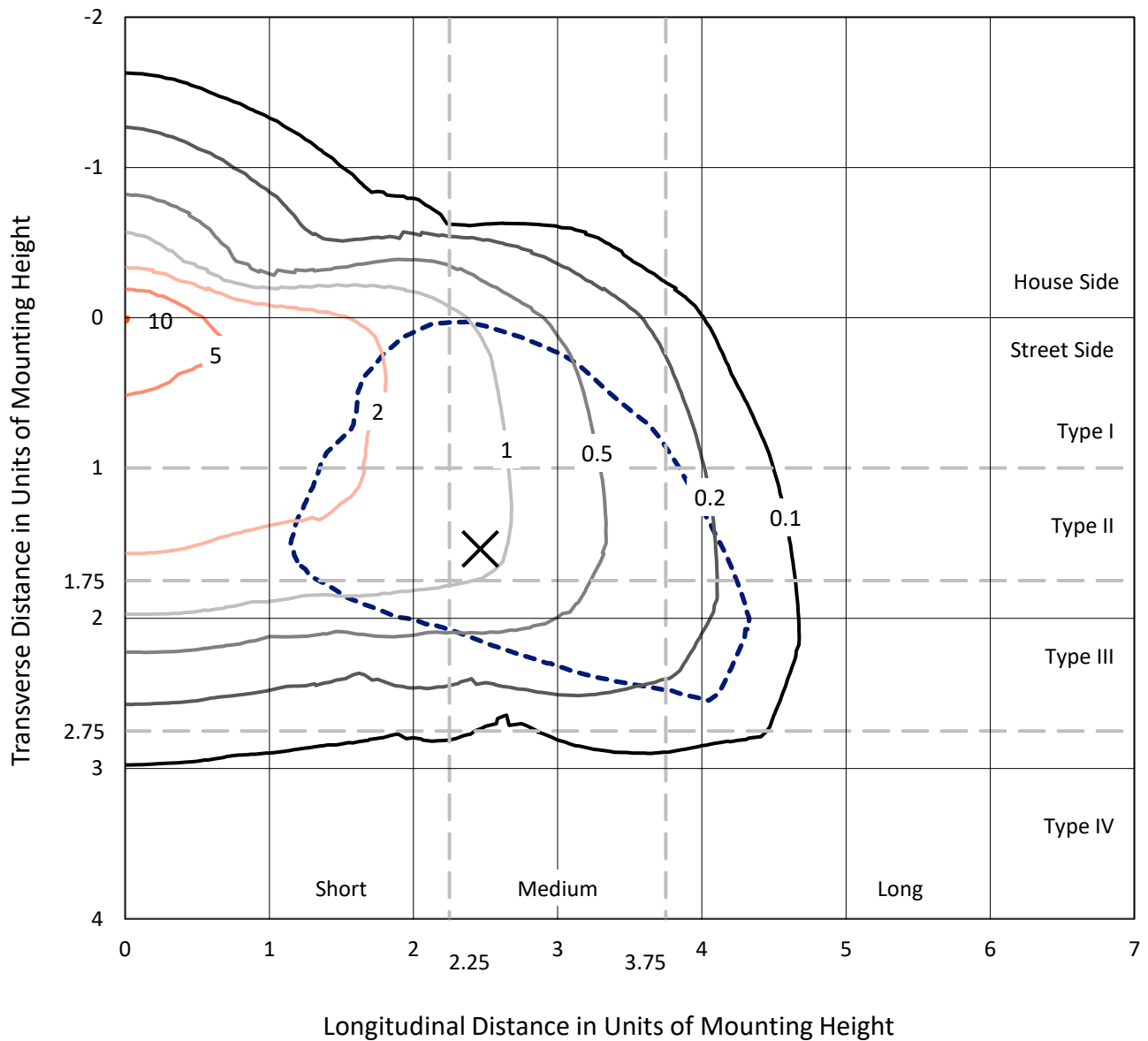
Input Watts (W): 34  
Input Voltage (V): NR  
Input Current (A<sub>in</sub>): NR  
Voltage Rise (V): NR  
Power Factor: NR  
Total Harmonic Distortion (THDi): NR  
Frequency (hertz): 60  
Stabilization Time: NR  
Operation Time: NR  
Ambient Temperature (°C): NR  
Test Distance: 24 FT



REPORT NUMBER: P385575  
 CATALOG NUMBER: GWC-SA1A-827-U-SL3

### Iso-Footcandle Lines of Horizontal Illumination

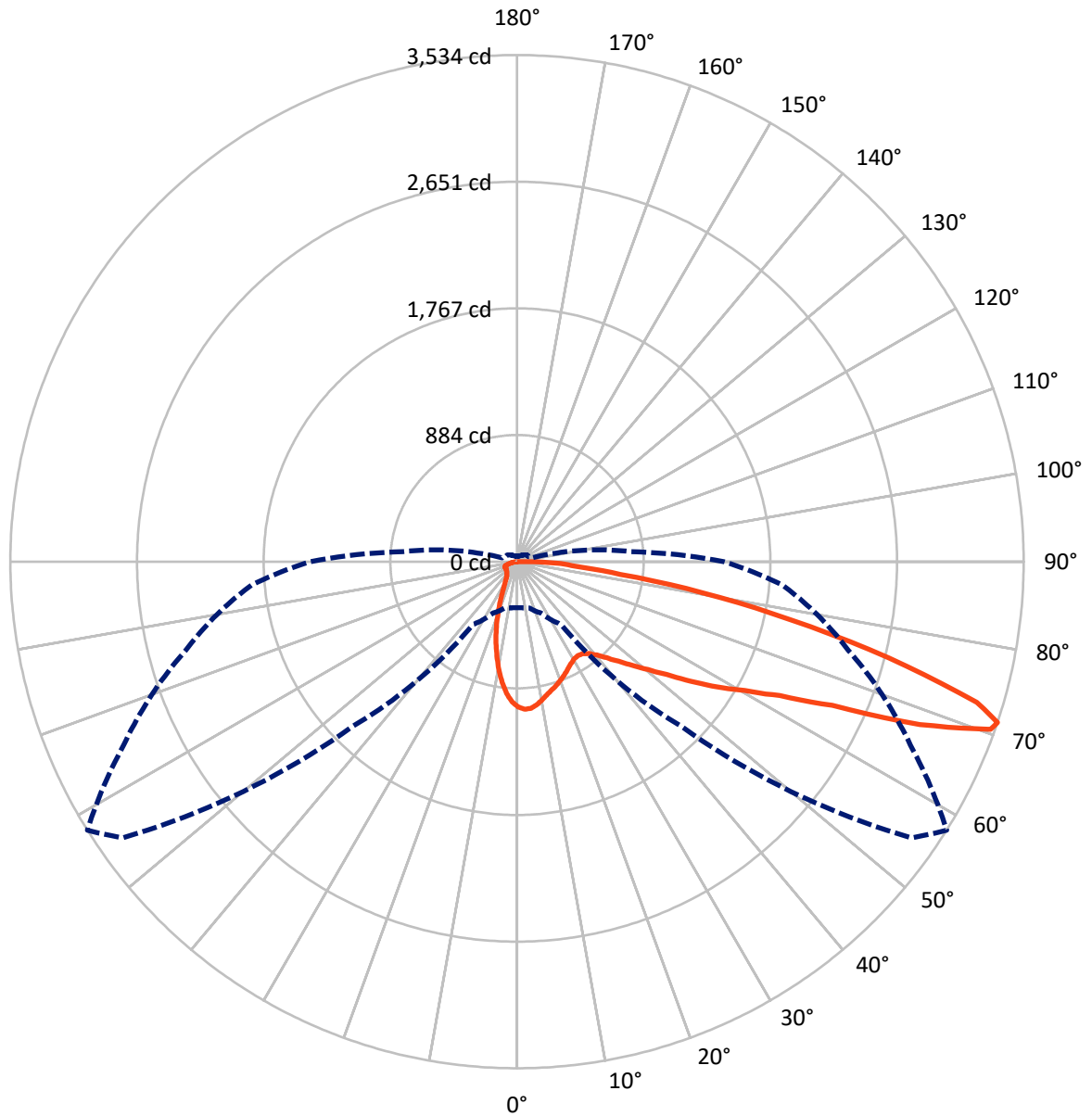
✕ Max cd  
 - - - 1/2 Max cd



Based on 10 foot mounting height. Maximum calculated value = 10.1 fc  
 Type III - Medium - N/A

REPORT NUMBER: P385575  
CATALOG NUMBER: GWC-SA1A-827-U-SL3

### Luminous Intensity Polar Plot



— Vertical Plane Through 58-Deg Lateral    - - - Horizontal Cone Through 71-Deg Vertical

REPORT NUMBER: P385575

CATALOG NUMBER: GWC-SA1A-827-U-SL3

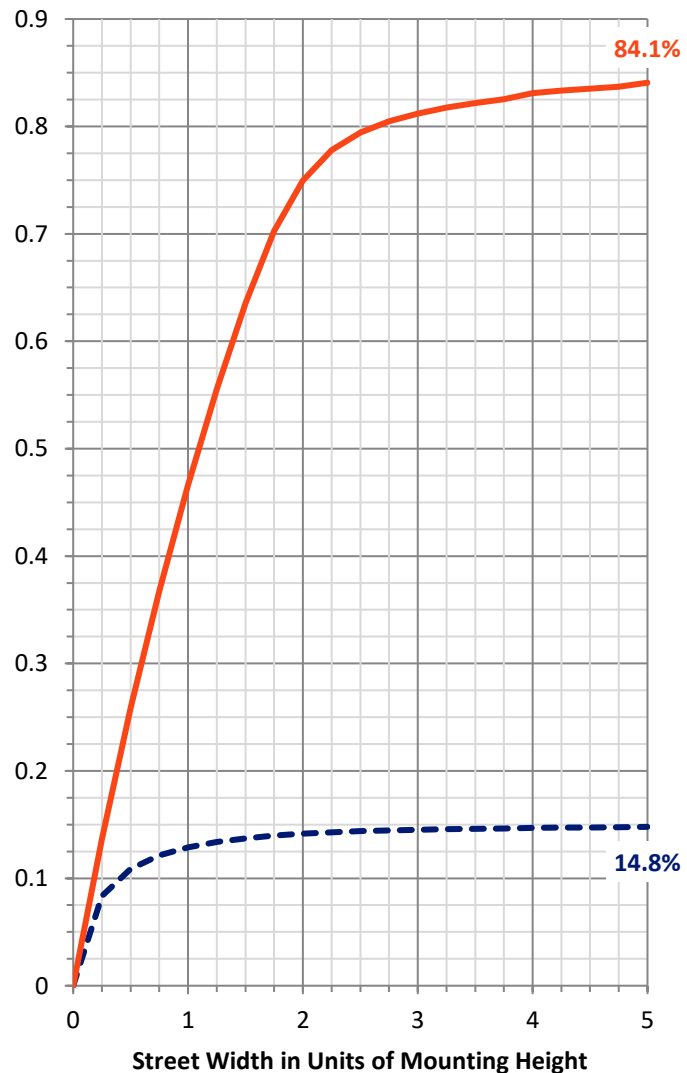
**FLUX DISTRIBUTION:**

		Downward	Upward	Total
<b>House Side</b>	Lumens	546.9	0.0	546.9
	% Fixture	15.0	0.0	15.0
<b>Street Side</b>	Lumens	3111.1	0.0	3111.1
	% Fixture	85.0	0.0	85.0
<b>Total</b>	Lumens	3658.0	0.0	3658.0
	% Fixture	100.0	0.0	100.0

**ZONAL LUMENS:**

Zone	Lumens	% Fixture
0°-10°	87.4	2.4
10°-20°	194.4	5.3
20°-30°	247.1	6.8
30°-40°	314.7	8.6
40°-50°	446.3	12.2
50°-60°	690.7	18.9
60°-70°	940.3	25.7
70°-80°	627.3	17.1
80°-90°	109.7	3.0
90°-100°	0.0	0.0
100°-110°	0.0	0.0
110°-120°	0.0	0.0
120°-130°	0.0	0.0
130°-140°	0.0	0.0
140°-150°	0.0	0.0
150°-160°	0.0	0.0
160°-170°	0.0	0.0
170°-180°	0.0	0.0
0°-90°	3658.0	100.0
0°-180°	3658.0	100.0

**Coefficient of Utilization**



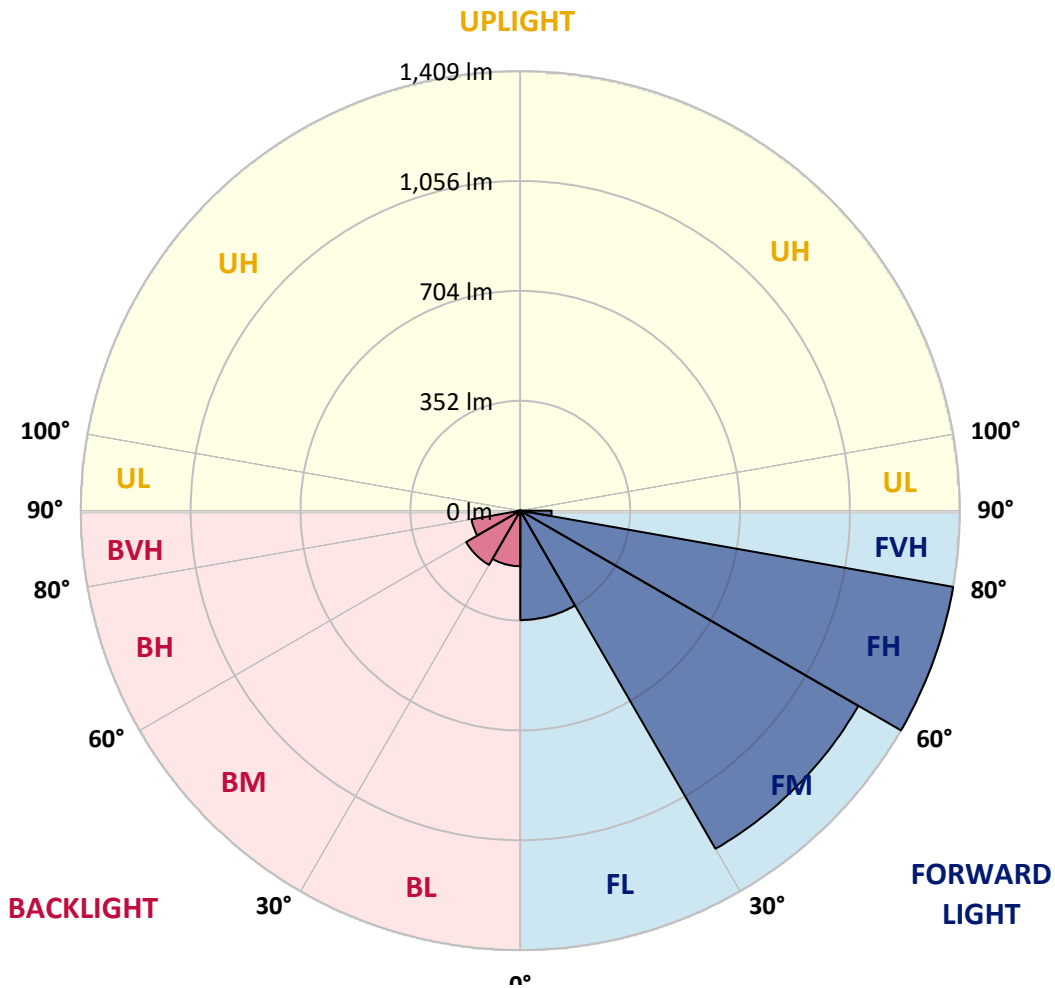
REPORT NUMBER: P385575

CATALOG NUMBER: GWC-SA1A-827-U-SL3

**LUMINAIRE CLASSIFICATION SYSTEM LUMEN TABLE AND BUG RATING:**

Zone	Lumens	% Fixture	Zone Rating/Lumen Limit		
			B	U	G
FL (0°-30°)	350.7	9.6			
FM (30°-60°)	1251.2	34.2			
FH (60°-80°)	1408.6	38.5			G1/1800
FVH (80°-90°)	100.6	2.7			G2/225
BL (0°-30°)	178.3	4.9	B1/500		
BM (30°-60°)	200.6	5.5	B0/220		
BH (60°-80°)	159.0	4.3	B1/500		G1/500
BVH (80°-90°)	9.1	0.2			G0/10
UL (90°-100°)	0.0	0.0		U0/0	
UH (100°-180°)	0.0	0.0		U0/0	

**BUG Rating: B1-U0-G2**  
 Type III Medium





REPORT NUMBER: P385575

CATALOG NUMBER: GWC-SA1A-827-U-SL3

**CANDELA DISTRIBUTION (FULL):**

	0°	5°	15°	25°	35°	45°	55°	58°	65°	75°	85°
0°	1013.5	1013.5	1013.5	1013.5	1013.5	1013.5	1013.5	1013.5	1013.5	1013.5	1013.5
2.5°	1040.4	1039.0	1039.5	1038.5	1036.1	1033.6	1030.1	1030.7	1025.7	1018.4	1009.2
5°	1020.8	1020.3	1024.1	1026.3	1028.0	1026.6	1025.6	1026.9	1019.6	1009.4	993.5
7.5°	979.6	974.0	978.9	986.1	993.0	998.2	1005.1	1006.0	1001.4	990.7	969.8
10°	921.1	915.8	922.9	934.3	948.0	960.5	974.4	976.9	977.8	968.1	942.8
12.5°	860.5	856.4	863.5	879.5	902.3	921.5	943.7	947.5	955.4	948.9	917.8
15°	806.2	804.7	813.3	829.0	855.3	884.7	916.7	923.7	937.1	934.9	898.3
17.5°	759.3	758.9	765.5	782.0	811.0	848.2	889.8	901.6	921.5	924.1	882.3
20°	724.4	723.6	728.2	740.3	770.3	812.4	860.7	877.0	905.7	914.6	865.7
22.5°	705.7	705.5	705.7	711.4	735.9	775.1	832.4	852.3	890.3	907.1	847.4
25°	702.5	702.1	699.3	698.7	712.5	743.9	804.4	826.3	875.6	901.9	829.9
27.5°	710.8	711.3	707.6	701.6	704.4	723.4	780.1	803.5	863.9	900.9	817.8
30°	728.0	727.7	724.5	718.3	712.8	715.7	762.7	786.2	856.0	905.3	809.5
32.5°	746.9	748.3	747.7	744.3	736.1	724.4	757.5	780.5	853.7	916.0	805.9
35°	769.8	771.3	775.9	778.5	769.0	750.1	768.7	788.6	860.3	936.2	811.7
37.5°	791.4	795.4	808.2	819.6	811.4	790.4	798.6	812.7	880.9	967.9	827.1
40°	816.4	819.8	840.9	864.9	863.7	841.9	846.6	856.0	917.1	1013.4	855.0
42.5°	841.0	847.9	878.3	912.5	922.3	903.0	910.6	915.5	968.0	1073.7	903.7
45°	873.7	881.1	923.4	964.6	987.5	976.7	988.7	990.6	1032.1	1155.7	974.4
47.5°	923.3	931.7	981.0	1024.2	1059.3	1060.4	1080.2	1079.4	1112.1	1249.6	1063.5
50°	1000.5	1012.6	1053.0	1093.4	1136.0	1159.7	1186.0	1182.3	1208.1	1349.6	1166.0
52.5°	1101.7	1107.3	1137.2	1167.1	1219.9	1273.1	1310.9	1307.6	1316.9	1452.5	1282.5
55°	1206.6	1210.8	1223.1	1239.4	1310.5	1397.2	1477.2	1472.0	1448.4	1559.3	1397.6
57.5°	1300.8	1309.4	1317.9	1324.7	1401.8	1526.9	1647.3	1647.7	1591.1	1674.4	1516.4
60°	1315.5	1323.0	1379.5	1432.7	1557.9	1699.9	1829.4	1825.6	1738.8	1799.4	1649.0
62.5°	1162.8	1179.8	1274.1	1415.8	1708.2	2016.4	2061.7	2057.0	1915.4	1953.5	1803.3
65°	833.3	852.6	966.4	1179.3	1635.3	2365.2	2480.9	2417.4	2156.2	2143.0	1984.0
67.5°	480.8	485.3	534.7	705.7	1245.2	2383.4	3120.4	3031.6	2530.2	2357.9	2072.4
70°	355.5	355.4	367.1	434.3	673.8	1945.2	3424.6	3504.2	2923.9	2428.7	1947.4
71°	321.5	321.9	335.0	395.3	533.6	1628.2	3360.0	3534.3	3027.7	2393.7	1856.9
72.5°	275.0	276.2	294.5	354.5	448.9	1122.8	3081.7	3353.9	3076.8	2307.6	1715.3
75°	208.6	211.5	236.7	298.8	410.3	569.4	2261.7	2678.1	2733.3	2036.2	1274.6
77.5°	148.8	152.1	180.7	251.3	390.0	429.2	1514.7	1953.5	2011.5	1304.9	574.9
80°	94.0	98.0	119.5	199.9	366.5	407.5	951.8	1313.1	1096.8	417.6	146.3
82.5°	55.2	58.2	74.2	130.6	299.3	392.5	560.0	727.8	426.9	126.1	66.5
85°	32.0	33.4	46.3	83.2	217.4	370.4	411.4	406.9	185.3	61.7	31.5
87.5°	14.9	16.6	27.4	43.5	120.7	268.5	325.2	281.0	115.2	28.9	14.8
90°	0.0	0.0	0.0	0.0	0.0	0.0	0.0	0.0	0.0	0.0	0.0



REPORT NUMBER: P385575  
 CATALOG NUMBER: GWC-SA1A-827-U-SL3

**CANDELA DISTRIBUTION (continued):**

	90°	95°	105°	115°	125°	135°	145°	155°	165°	175°	180°
0°	1013.5	1013.5	1013.5	1013.5	1013.5	1013.5	1013.5	1013.5	1013.5	1013.5	1013.5
2.5°	1004.7	1002.6	993.5	985.5	977.1	966.1	954.0	952.5	945.1	946.5	943.9
5°	984.8	979.4	957.6	937.8	914.5	893.6	870.9	860.5	845.4	844.4	840.6
7.5°	956.4	946.2	912.5	875.0	837.5	801.9	766.6	743.4	719.7	709.6	708.7
10°	924.4	907.1	857.4	802.0	748.0	695.8	645.4	608.1	574.4	558.5	557.9
12.5°	894.1	868.5	800.3	724.9	651.0	583.5	514.3	465.2	423.0	408.9	402.9
15°	868.4	832.3	744.8	648.3	558.6	464.8	386.1	334.5	295.5	282.0	279.4
17.5°	843.4	797.0	687.8	571.0	462.5	359.5	280.6	242.2	221.5	216.0	215.9
20°	818.6	760.7	628.3	491.8	369.6	268.9	215.7	198.5	191.5	190.9	189.9
22.5°	790.4	722.2	565.8	412.5	288.5	211.4	183.4	176.5	175.6	177.9	177.9
25°	764.0	684.0	502.3	334.7	224.4	176.4	163.7	162.3	164.8	168.8	169.2
27.5°	739.4	647.2	440.4	265.7	179.8	155.3	150.1	151.8	156.1	160.8	160.9
30°	719.2	612.4	380.2	209.4	151.9	139.7	138.8	142.1	146.8	150.5	151.4
32.5°	703.5	582.7	322.1	168.3	133.7	127.9	128.7	131.5	134.4	136.5	137.9
35°	696.2	557.2	268.5	141.9	122.1	118.9	119.9	121.4	122.7	124.2	125.4
37.5°	697.5	537.5	220.6	125.5	114.3	112.6	112.6	112.6	112.6	113.4	113.5
40°	709.4	526.1	181.6	115.1	109.1	107.3	105.9	104.6	103.6	104.1	103.8
42.5°	739.7	525.1	153.0	108.4	104.9	101.9	99.1	97.4	96.1	96.6	96.8
45°	791.2	537.8	133.8	103.7	100.9	96.5	92.9	91.0	90.1	91.7	92.0
47.5°	857.8	565.6	122.1	100.3	97.2	91.4	87.5	85.8	86.0	88.4	89.1
50°	943.7	610.7	116.5	98.1	94.7	87.0	83.1	81.5	82.3	85.8	86.5
52.5°	1038.0	675.7	117.1	97.5	93.0	83.8	79.6	77.9	79.1	82.3	83.0
55°	1146.8	753.8	127.7	98.4	90.6	81.8	76.8	73.8	74.8	77.7	78.2
57.5°	1267.7	843.3	149.0	98.1	87.5	79.9	73.9	69.3	70.1	71.9	72.4
60°	1393.6	951.3	182.0	98.9	86.1	77.6	70.0	64.2	64.0	65.5	65.7
62.5°	1544.7	1076.3	219.7	99.4	87.0	74.7	64.7	59.1	58.4	58.7	59.0
65°	1700.4	1166.8	205.5	97.4	89.8	72.2	60.1	54.2	52.8	52.5	52.6
67.5°	1705.3	1069.8	144.1	93.3	91.0	71.0	56.7	49.9	47.7	46.8	46.6
70°	1529.3	869.1	112.3	88.9	86.4	68.9	53.5	46.5	43.1	41.7	41.5
71°	1443.4	800.1	106.4	86.8	83.0	66.9	52.1	45.0	41.4	39.9	39.6
72.5°	1308.7	717.3	99.3	83.3	76.3	61.7	49.4	42.8	39.1	37.3	37.0
75°	939.2	469.0	85.2	74.3	63.2	49.2	43.3	38.5	35.3	33.1	32.9
77.5°	361.9	186.7	64.5	61.8	48.4	38.5	35.7	33.3	31.0	28.8	28.7
80°	111.9	83.5	47.0	46.5	35.0	28.7	27.8	27.1	26.2	24.0	23.4
82.5°	59.8	47.9	32.4	30.1	22.9	19.1	20.1	20.4	20.5	18.1	17.8
85°	28.5	25.4	18.2	17.1	13.4	10.7	12.4	13.4	13.5	11.1	10.3
87.5°	13.6	13.3	8.5	6.5	5.0	3.6	4.3	5.4	5.9	4.2	3.7
90°	0.0	0.0	0.0	0.0	0.0	0.0	0.0	0.0	0.0	0.0	0.0



Signify Classified - Internal  
Cooper Lighting Solutions Photometric Lab  
1121 Highway 74 South  
Peachtree City, GA 30269

Scaled Data Report



Report Generated By 670245982

Signify Classified - Internal  
Cooper Lighting Solutions Photometric Lab  
1121 Highway 74 South  
Peachtree City, GA 30269

Scaled Data Report



Signify Classified - Internal  
Cooper Lighting Solutions Photometric Lab  
1121 Highway 74 South  
Peachtree City, GA 30269

Scaled Data Report



Signify Classified - Internal  
Cooper Lighting Solutions Photometric Lab  
1121 Highway 74 South  
Peachtree City, GA 30269

Scaled Data Report





--- HS    — SS

Signify Classified - Internal  
Cooper Lighting Solutions Photometric Lab  
1121 Highway 74 South  
Peachtree City, GA 30269

Scaled Data Report



u

Signify Classified - Internal  
Cooper Lighting Solutions Photometric Lab  
1121 Highway 74 South  
Peachtree City, GA 30269

Scaled Data Report



Signify Classified - Internal  
Cooper Lighting Solutions Photometric Lab  
1121 Highway 74 South  
Peachtree City, GA 30269

Scaled Data Report



(END OF REPORT)